

IN-STOCK SPECIALS


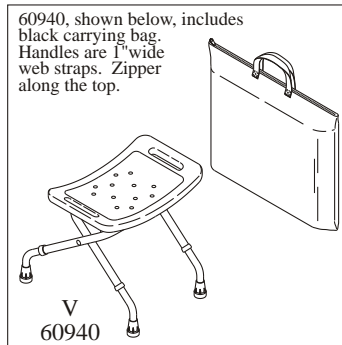




FIG	MODEL#.	FEATURES/REMARKS	BACK		OVERALL				ARMS		SEAT			FTRST POSN.	MADE OF	WT CAP (lbs)	WT (LBS)	SHIP BY	U.S. FRGHT	PRICE EACH
			W	H	W	D	H	W	H	W	D	H								
A	40-445	Balance beam chair scale	None	Alum.	350	85	UPS	FULL	399.91
G	46-6364	Transfer bench	11	16	26 - 31	28	.	.	11	28	16	16 - 20	None	Alum.	6	6	UPS	FULL	39.91	
L	84-SWC100	Shower wheelchair	15.25	38.25	38.5	28.5	18	8	16.5	18.5	24		Ftrst	PVC	48	48	UPS	FULL	299.91	
M	84-TSC100	Folding travel shower chair	6	20.25	25.25	19			14.5	16	17		None	PVC	14.5	14.5	UPS	FULL	99.91	
P	76-B655	Tub/Shower seat		19.25		25			25	19.25	15.5-20.5		None	Plstc	300	8.5	UPS	FULL	34.91	
Q	25968	Shower seat w/back	15.5	17.5	30.5-34.5	17.5	-	-	20	12	15 - 19		None	Pls/Al	300		UPS	FULL	34.91	
R	39-98021	Tub seat without back											None				UPS	FULL	37.91	
S	60-7446A	Wide Commode			26	23.5			23	18	16.5 - 25		None	Steel	400		UPS	FULL	149.91	
T	42970	Shower seat w/back	15						22	18	15 - 21		None	Pls/Al	400		UPS	FULL	60.91	
U	25-P1114	Shower chair w/back	18	23	37.5	21.5	17.62	6.5	16	16	21		None	Alum			UPS	FULL	99.91	
V	60940	Folding Shower Seat		20-3/4	14.1-15.5	18			18.7	11.625			None		200		UPS	FULL	59.91	



ISS-5